



# Waterworks

L. L. McGuire, Ed.

February, March, April 2019

## Looking Ahead ...

It never fails to amaze me how fast time passes. When I last wrote for Waterworks we had just concluded our 2018 annual show, the all members meeting and the holidays were just around the corner. Now, we have embarked on a new year and the whole cycle of challenges and activities begins again. First of all, now is the time for all of us renew our memberships and send in our dues for 2019. **Please send your check (\$40 this year, \$45 if you must have a copy of the newsletter mailed to you) to Sue Antonich at: 872 E Bergeson St, Boise, ID 83706. You may also pay your dues with Paypal on the IWS website.**

**The Capitol Rotunda show will exhibit from February 24 to March 10<sup>th</sup> and your entries are due to Zona O'Neal by Monday, February 11<sup>th</sup>.** Carol Browning and Garienne Erwin are the new coordinators of our Juried Annual Show and the prospectus has just gone out. Your entry forms and images must be sent to Lauren Johnson by Friday, March 8<sup>th</sup>. The Summer workshop also has a new chairperson this year, Joanne Duffin. She is coordinating the activities with instructor Iain Stewart for the June 5 – 8 workshop and the registration form will be sent out to everyone in the near future. New regional shows, workshops and activities will also begin as we move into the Spring.

As you look forward to participating in these events, please notice the names above of the new volunteers who have taken on the task of making these complex and demanding events happen. Over the past few month we have had other new volunteers take over jobs that are essential to the smooth functioning of the society – **Renee Galligher** is now running the state-wide email function and **Sue Antonich** is the new membership chairperson. To keep IWS healthy, lively and interesting we need a constant flow of new volunteers to give of their time and talent. The need for an infusion of new blood is even greater this year as we look forward to our next annual meeting in September when we will elect a completely new slate of officers to staff the board for the next two years. Volunteer candidates are needed for President, Vice President, Treasurer and Secretary. So many of you have the organizational skills and experience to make a positive contribution in one of these offices. I'm asking each of you to consider how you might help keep IWS moving forward and to nominate yourself for one of these critical positions. Please contact me, Dave Dillon or any other board member if you wish to be considered or to nominate another person for a position.

You are the life blood of IWS. If we wish to maintain our legacy of providing artistic and learning opportunities for the state of Idaho we need the help of every member. Please join in, enjoy the activities and do your part to keep our society fun, vital and successful. -Dennis

## News From The Regions...

### SOUTH CENTRAL

Our IWS 2nd Tuesday painters started off the new year with a lesson in card making by a friend of IWS, Sherry Estep. Sherry brought along a table full of materials and tools so that each participant could create and go home with a handmade card or two. She explained some fundamental steps to cutting paper for cards and envelopes and showed us beautiful examples of what is possible. The creative juices were definitely flowing as we all jumped in to make cards. We had fun trying out the many ways to score and layer paper, add stamps with calligraphy, and decorate with watercolors, drawings, texture, and decorative papers. The session was filled with collaboration, lots of laughs as well as great ideas shared. We heard many suggestions about how to incorporate the new skills into the cards we already make with watercolors. Sherry smiled when she said she felt successful since even the guys in our group got into trying out card making!

We will continue to meet on the 2nd Tuesday of the month. In February we will have a camera available to take pictures of paintings for those who need help with their entries for the annual show. In March, we will look at favorite books and materials that are helpful to the continued education of our group. April will bring a discussion of spring colors to add to paintings. Our group is collaborative and each month we learn from each other. - Connie Pepper

### SOUTH EAST

The South Eastern region had an interesting Christmas celebration. Onita Asbury has given up painting after many successful years. She kindly contributed many of her supplies to our members. During our December, Christmas celebration/meeting we took turns selecting from her many years collection of paints, brusher, papers, and notebooks. It was a sad but thankful activity. We will miss Onita's contribution to our region and the activity of watercolor. We thank her for her thoughtful sharing of her collection.

February is our chance to display our regions talents at the Pocatello Art Center. We have been granted the primary display space for our regional show. Our theme this year is "Attitudes". It will be interesting to see how each member interprets this elusive theme. We will also have short work-a-long meeting with Vicky Zalatoris who will guide us in using a photographed image on watercolor paper to create a mystical painting. Fun for all.

### SOUTH WEST

Our Fall Show at Initial Point Gallery drew lots of oohs and ahhs from viewers! It is a wonderful venue and we had great participation both in numbers of entries and in help with setup and takedown. It was obvious to this participant that the skill of our Southwest artists has grown greatly in the last few years! We have many "masters" who are willing to share their expertise at monthly critiques, Thursday afternoon sessions, and through lessons. It is showing in our work!

Our holiday party at Jean Ah Fong's home was lots of fun, and no blood was shed in the small painting exchange!

On February 9th we have a special event planned that that you won't want to miss. Lori Seale will demonstrate how she uses Photoshop Elements 13 to enhance her design and planning. She will also demonstrate how to set up an image to send to juried shows. We will send out a more detailed explanation soon. The event will be at the Eagle United Methodist Church in the confirmation classroom downstairs (we will be there to direct you) at 10:00 on Saturday, February 9th. We look forward to seeing you!

*WFWS Hospitality Teasers - what will be on offer in 2020*

**ART OF WINE ART OF DINING ART OF TRAVEL ART OF CREATING ART OF NATURE**

I have a unique situation, I have two studios set up. One in our home in Star and one where we are in Idaho Falls. We have lived in various places in our lives and I've set up a lot of different studios. My first studio was in a closet that I had to push my clothes aside and work in a very tiny space. I could close the sliding closet doors and it was out of view and children's reach. Later it grew to a corner in our living room. As many of you know I am blessed with a large classroom and studio in our Star home that allows for a lot of big tables for work space. Our two-bedroom townhouse we live in Idaho Falls has the second small bedroom as an office/studio and guest bedroom (inflatable bed) when we have company. So, I must be creative with my space. I have discovered what is the most essential in a studio for my working style.

1. **Lighting**- natural light when possible. I use full spectrum light bulbs in the day and night, so I have a consistent light to create.
2. **Ventilation**-especially when working in oil or mixed media. Even as a watercolorist we still need fresh air to keep us healthy.
3. **Storage**-we never have enough storage. Stacked plastic totes under the table, plastic drawer units work well. Even one tall storage cabinet can yield a lot of space. I find great storage units at thrift stores and estate sales.
4. **Functional Zones** – in a small area or large space having things in their place helps the process to stay on task to find materials. Put like items together for easy access, use large labels. I also had to buy an area rug to protect our carpet.
5. **Inspiration**-this might be folders of ideas, books, bulletin boards, computer files, keep new inspiration in your view. Display your paintings you love as a reminder you Can paint!
6. **Comfort**- make your studio yours, a studio that invites creativity, whatever space you have make it a place you want to create in, can't wait to go to. Organized or chaotic you know how you work best....make it personal.
7. **Water**-sink or water source. Water can even be 2 buckets one of fresh water and an empty, if a sink is not close. In my Idaho Falls studio, I have a bathroom sink I don't want to ruin, so I take out the stopper and I have a funnel I dump water down the sink hole (careful don't drop a brush in the hole!) then my sink is kept white. Problem solving is what we do. (I have also used this method for hotels sinks)
8. **You**- Your being there is how you create your masterpieces. Make studio hours on your calendar, You are the most essential studio piece. (also, wherever you create...call it your studio space)

This is criteria I consider when setting up a studio even if it is temporary or at a kitchen table. When I travel and teach, I keep these simple steps in mind in a new space. It helps me stay focused to teaching and creating. I am confident you can add to this list. I hear from artists all the time; my studio is a mess I can't paint in there. Maybe this article will help you get back in there messy or clean make the space a creative one, one of production.

**In this new year...Design your studio as a place of inspiration that invites you to make the next masterpiece! I would love to hear from you.**

Linda Aman – Aman Arts ©January 2019

Send comments to: [linda@amanarts.com](mailto:linda@amanarts.com)

[www.amanarts.com](http://www.amanarts.com)

# THE LOADED BRUSH

By Dwight Williams



## RANDOM THOUGHTS

Thinking about this column I had several ideas but none seemed to stand large or alone. So here are some thoughts. Some may be autobiographical but are probably not wholly new territory if you have any artistic seasoning at all.


If your painting slowed down during the recent holiday season it might be helpful to try something different. Recently I suggested in this column that one way out of a slump is to do what you've done before. Here, to move beyond a slowdown, I suggest doing something different: a new technique maybe using different tools...or new subjects you've never tried before...working at a different speed, from quick to more deliberate or the other way around...using a new palette, new colors (I have six relatively new hues on my pallet that are keepers).

Maybe your painting is not up to the standard you had a while back. This has been a problem for me. Over the years I have destroyed a mountain of watercolor paper that was a mess...on both sides. I call it quality control and have done it several times recently. But don't put bad paintings out for the trash without tearing them up. Years ago we came home from errands to find the trash pickup guys with several of my discarded pieces lined up along the side of the truck having their own art show. That was probably 45 years ago. If they kept something I hope they still enjoy it in spite of its original inclusion in the trash.

What are the best ways to use photos in planning and doing a painting? First, I would say, don't let the photo be your only direction through the work. In my thirty years of teaching three different studio classes per week (I had a lot more energy then) I must have suggested a thousand times for members to put the photo down and work toward finishing without it.

So, if you're using photography as a starting point and an exact copy is not your thought, why not work out the composition with a sketch? If color notes will help, make them in the margin.


And finally, I have a huge collection of old time photos, most in black and white only, that I am willing to share with any of you. Lots of them have been used in my work over the years but anything you'd do with them would be yours and not mine. I'll email some to you. Let me know. Nearly all of them need compositional improvement.



*Here are two. Try them if you like.*



**Spring workshop  
With Lauren Johnson  
March 22-23-2019**



This two day workshop will help you understand and master the importance of the placement of the forms in your paintings whatever your subject matter. We will begin with a refresher on why the placement of the objects in your workspace contributes to the success of your finished painting and will do exercises to practice them in the most dynamic way. We will work through the planning process beginning with the selection of the size/shape of the paper/surface you choose to paint on, placement of your line drawing, planning value patterns and the the funnest part...applying the paint. Sounds complicated, but basically we will be helping to get your drawing in the right place before you start to paint.

After successful careers in the business community Lauren now devotes her passion to art. She has studied with several local artists in Albuquerque and a variety national instructors. She works in transparent watercolor and water based pastel on varied surfaces and paint a variety of subjects including landscape, still-life, abstract, southwest design, floral, animals and portraiture...all with an eye on the design patterns of shapes and values. She has shown and been a frequent award-winner in juried shows. She is a signature member of NMWS, TWS and a Distinguished Merit Member of IWS. She has taught classes and done workshops with emphasis on design and composition for over 20 years.



Class cost \$100 (\$130 to non-members). Checks payable to IWS. Class size limit 25. Class will run from 9-4. Bring your lunch or head to downtown Eagle.

Location: Eagle United Methodist Church 651 N. Eagle, Rd. Eagle

Cut off and mail to Ilse Schreiner, 3711 S. Summerset Way, Boise, ID 83709. Contact Ilse at 208-362-2416 with any questions. Refunds only if workshop fills and with board approval if medical emergency of self or immediate family

---

Name \_\_\_\_\_ print E-mail (or address if you do not do e-mail) \_\_\_\_\_

\_\_\_\_\_ will help with set up Thursday afternoon \_\_\_\_\_ help takedown

Phone \_\_\_\_\_

# Idaho Watercolor Society Summer Workshop

## Artist - Iain Stewart

Nazareth Center - Boise, ID

June 5-8, 2019

Price: IWS Members \$475 Non-IWS Members \$525

The workshop has a limited number of spaces. We are expecting a full workshop so be sure to register as early as possible!

A non-refundable \$150 deposit will secure a place for you—see details below



## 2019 IWS Annual Workshop Application—Instructor Iain Stewart

Name: \_\_\_\_\_ Email: \_\_\_\_\_

Address: \_\_\_\_\_

Phone \_\_\_\_\_ IWS Region (if a member) \_\_ SW \_\_ SE \_\_ E \_\_ SC \_\_ North

Enclosed: IWS Member \_\_\_\_ (\$475) Non-member \_\_\_\_ (\$525)

Applications with a non-refundable deposit payment of \$150 will reserve a place in the workshop on a first-come-first-served basis. Checks are to be made out to IWS or the Idaho Watercolor Society. Mail applications to Joanne Duffin 4627 N Zimri Pl Boise Idaho 83713. The remaining balance must be paid in full by April 1, 2019 to secure a place in the workshop.

*Note that the IWS Board has reserved 2 places each for members of the IWS E, SC, and North Regions and 1 place for SE. If these reserved places are not filled by March 1, they will be opened-up to others based on the order in which the applications are received.*

A supply list and additional information will be sent prior to the workshop.

If you desire lodging at the Nazareth Retreat Center, please contact Lesley Morisee at 208-375-2932 or email [nazareth@rcdb.org](mailto:nazareth@rcdb.org) to confirm pricing or reserve a room. The Nazareth Retreat Center accepts cash or checks only-- no credit cards! For more information, visit their website at: <http://www.nazarethretreatcenter.org/>

## **SAVE THE DATES!!!**

### **2020 WFWS-45 Update**

#### **Western Federation of Watercolor Societies (WFWS)**

**Next WFWS All Team Meet & Eat: Friday, Mar 22, 2019**

**from Noon-2 pm at Sorensen Studio**

Our 2020 WFWS-45 show is **NEXT YEAR** and the ball is really beginning to roll! Thank you Team Leaders and team members for extraordinary creativity, comradery and great work together!!! We are all enjoying being part of this monumental event for IWS members statewide, the public, Idaho, and WFWS out-of-state guests. Here is some of what is happening:


- ✓ The Riverside Hotel will house guests, artists, convention, demos, art talks, trade show, meetings and exciting activities! Negotiated rates are \$119/night and includes buffet breakfast.
- ✓ Riverside Hotel's Sapphire Room will host the Opening Dinner Banquet for Delegates, Team members, artists. Basque food & Basque performance! Seating is limited!
- ✓ **Idaho State Museum** is the confirmed venue for the Exhibition! It is spectacular! The Syringa Gallery will house the 100 juried paintings.
- ✓ JUMP Pioneer Room will host the Closing WFWS-45 Gala & Awards Banquet
- ✓ Watch for our upcoming WFWS video.
- ✓ New IWS website will post updates and share the joy of watercolor
- ✓ A Library blitz watercolor campaign will hit Idaho libraries in Sept 2019. There will be presenters, demos, hands-on painting for newbies, juried painting displays with media coverage!
  - **NEEDED:** Library blitz coordinators for all regions (except SW). Please contact Karen Hickman who will help you! (208)585-4116
- ✓ The hospitality team has activities, excursions, restaurants and info pages ready to go. It was hard to cut them down!
- ✓ WFWS team tshirts have been selected. Thanks Lori Seale for a great new logo that combines IWS and WFWS into one!
- ✓ New grants are being submitted for 2019
- ✓ Fundraising from IWS100+ members totals \$4700 and \$1200 from grants for a total of \$5900 to date! Keep them coming!
  - **ACCEPTING** donations to the IWS100+ club! Send to Louann Krueger, IWS Treasurer. Help WFWS-45 happen!
- ✓ IWS Delegates, artists and WFWS Team Leaders are excited to attend and present at the 2019 WFWS in San Diego.

All of our teams are hard at work, and having a great time! The unity and fun is incredible. It's not too late—come and join us! What a great and fun way to get to know your IWS artists!

**We need reps from other regions to be our links and liaisons.  
Please contact Anne or Pam.**

Thank you everyone! Anne Watson Sorensen and Pam Grant

2020 WFWS Chair/Co-chair



**WATERCOLORS  
ROCK** *the Gem State*

#### **WFWS-45 Schedule of Events** **- June 4-6, 2020**

**May 6-9, 2020** Juror Stephen Quiller 4 day workshop at Nazareth Center

**Thur, May 7** Juror presentation/demo at JUMP 7-8:30 pm

**Thur, June 4** Opening Evening Banquet for Delegates, Artists and Guests—Riverside Sapphire

**Fri, June 5** All day: Mini-classes/Art Talks, Demos, Trade Show, Networking Meeting

Tour of new BSU Modern Museum and other activities

**Sat, June 6** All Day: Mini-classes/Art Talks, Demos, Trade Show

**WFWS45 Awards Gala and Banquet**  
**4:30-6:00 JUMP Pioneer Room 5th Floor**

**WFWS45 Exhibition 6:00-9:00 Idaho State Museum Gallery**

**Sun, June 7** Farewell Breakfast—Riverside dining area.

**Sun July 26** Last day of WFWS45 Exhibition at the Idaho State Museum. Additional optional activities and sight-seeing excursions available daily.



**Next WFWS All Team Meet & Eat will be Friday, Mar 22 from Noon-2 pm.**

# **PROSPECTUS -2019 ANNUAL IWS JURIED MEMBERSHIP EXHIBITION**

## **ABOUT THE SHOW AND JUROR**

The IWS statewide exhibition is juried by a nationally acclaimed artist, who also facilitates a workshop. This year's juror will be the highly acclaimed artist, Iain Stewart. You can learn more about him at: [Iainstew.fineartstudioonline.com](http://Iainstew.fineartstudioonline.com)

## **ELIGIBILITY**

Must be an active member of Idaho Watercolor Society. Annual dues of \$40 (or \$45 if newsletters are mailed instead of emailed) must be paid **before** entering the show. To pay dues send a check payable to IWS to Membership Chair, Sue Antonich, 872 E Bergeson Street, Boise, ID 83706.

## **PAINTING SPECIFICATIONS AND STANDARDS**

Entries must be original water based paintings on paper or paper-like support. Some collage or other media may be incorporated as long as water-media constitutes the majority of the work. All entries must have been painted within the last two years and must be entirely the work of the entrant, not copied from another artist or any published photo, and must not have been done under direct supervision of an instructor. Oils, water-based oils, or computer generated images will not be accepted. All work must be suitable for family viewing. If any painting is found to be in violation of this standard, if any of the stated specifications are not met, or if the work differs from the original digital representation, it will not be exhibited, and all awards will be forfeited. The exhibition committee and the juror will be responsible for enforcing all rules and regulations. **Once accepted into the IWS juried show, the same image and composition, or substantially similar image, can not be entered again. When pricing paintings, keep in mind that for paintings sold, commission fees for various venues may be up to 50 percent. In addition, a 15% donation to IWS is suggested.**

## **FRAMING SPECIFICATIONS**

Mats must be white or off-white. A darker liner or fillet of up to ½ inch is acceptable. **Plexiglas or acrylic must be used rather than glass for framing, and a strong foam-core backing must be used.** Outside dimensions of frame may not exceed 40" on any side. There is no minimum size restriction. Simple, clean looking frames are encouraged. Paintings must be prepared for hanging with firmly attached, strong wire. No sawtooth, other hanging brackets, or frame clips will be allowed.

## **DIGITAL ENTRY SPECIFICATIONS MUST BE EXACTLY AS FOLLOWS:**

- **Dimensions:** 1200 pixels for the longest side of painting with no frames or borders
- **File format:** Use only .jpg
- **Resolution:** 300 dpi
- **Compression:** Size of the jpg file cannot be more than 1.5 MB
- **File name:** LastnameFirstname-ShortenedPaintingTitle.jpg (example: PicassoPablo-3Musicians.jpg). If you are having a professional scan your painting and submit for you, the title on the jpg image **must** match the title on the entry form and is in the format listed above.
- **CD's are no longer accepted!** Please have a professional submit by email **OR** call Dennis Hayzlett, 208-514-3862, for help with PC entries; **OR** call Laurel Lake McGuire, 262-748-3307, for help with your MAC entries.
- **If you are not sure your image file is per specifications seek assistance BEFORE you send it in. Entries submitted incorrectly will be returned for correction only once.**

## **ENTRY FEES**

The fee for entering one painting in the show is \$30. While only one painting can be accepted in the show, you can increase your chance of acceptance by entering two paintings for a total fee of \$35.

## **SUBMISSIONS**

Submissions may be made by email to Lauren Johnson, Submissions Coordinator, [laurenjohnson3@mac.com](mailto:laurenjohnson3@mac.com). Use regular mail to send your Entry Form and a check for entry fees payable to IWS to Lauren Johnson, 14600 W Daimler St., Boise, Idaho 83713. **If you DO NOT have a personal email address send a self-addressed, stamped, #10 envelope to receive notification regarding your entries.**

## **DELIVERY AND SHIPPING OF ACCEPTED PAINTINGS**

**Please note all dates listed under "IMPORTANT DATES."** Detailed shipping instructions will be sent if you are accepted into the show. Shipping materials must meet all the requirements in the acceptance letter. A \$10 fine will be assessed for use styrofoam peanuts or shredded paper for packing. Artist will be responsible for cost of shipping to BSU and back to the artist. Detailed instructions will be given at a later time regarding pick up of paintings returning from Traveling Show.

**IMPORTANT DATES:**

- March 8 Digital entries, entry form and entry fee must be received by March 8<sup>th</sup>
- April 28 Notification of juror's decision
- May 15- 27 Shipped entries must be received at BSU
- May 30 Hand deliver art to BSU, 9 - 11 am
- June 2 – 27 Show on display at BSU
- June 5-8 Workshop with Iain Stewart
- June 7 Critique and Reception 5:30 - 7 pm
- Awards Ceremony 7 - 9 pm
- June 28 Take down and pick up paintings not in traveling show, 9 - 11am
- June 28 Ship Traveling Show

**CHECKLIST**

- \_\_\_ 1. Complete the Entry Form and keep a copy for your records. If any information is missing, your application may be disqualified.
- \_\_\_ 2. Entry fees are to be payable to IWS and are not refundable. Enclose \$30 for one entry or \$35 for two entries.
- \_\_\_ 3. Submit email images to laurenjohnson3@mac.com
- \_\_\_ 4. Send the following to Lauren Johnson, 14600 W Daimler St., Boise, Idaho 83713, **to be received by March 8<sup>th</sup>**
  - Check made payable to IWS for entry fee
  - Entry Form
  - **ONLY IF YOU DO NOT HAVE EMAIL - Self-addressed, stamped, #10 envelope**

Cut herre →

**ENTRY FORM - 2019 ANNUAL IWS JURIED MEMBERSHIP EXHIBITION**

NAME \_\_\_\_\_ EMAIL \_\_\_\_\_

HOME PHONE \_\_\_\_\_ CELL PHONE \_\_\_\_\_ Region (Circle) N E SC SE SW

ADDRESS \_\_\_\_\_

**Liability and Agreement:** I understand that the Idaho Watercolor Society (IWS) will take all possible care in handling my digital entries and painting and will assume no liability for damage or loss. I also understand that digital files of images selected for the 40th Annual Exhibition will remain the property of IWS for the duration of the Exhibit and that IWS may publish pictures of my entry. The receipt of this entry is an agreement on the part of the artist to all terms and conditions set forth in this Prospectus.

ARTIST'S SIGNATURE \_\_\_\_\_

DATE \_\_\_\_\_

**Complete and double check all information below. Prices and painting names cannot be changed after entry is received.**

**Received deadline for completed entry form, check, and emailed images is March 8, 2019**

**Entry #1**

Painting Title \_\_\_\_\_

Image size **WITHOUT** mat or frame, (rounded up to next inch)  
Height \_\_\_\_\_ in. Width \_\_\_\_\_ in.

Final size **WITH** mat and frame, (Rounded to highest inch)  
(40 inches maximum for any side)  
Height \_\_\_\_\_ in. Width \_\_\_\_\_ in.

Sales price \_\_\_\_\_ or Not For Sale value \_\_\_\_\_  
**(You must provide a sales price or NFS \$\$ value of the painting)**

Option: If offered, are you willing to accept a Silver Sponsor Purchase of \$600 and/or Gold Sponsor Purchase of \$800 in lieu of your sales price? **If so, and if your painting is selected for a Silver or Gold Purchase, you will not be required to pay any commission to the gallery or donation to IWS.**

**Please check Yes or No for each category:**

Silver \$600 Yes \_\_\_ No \_\_\_ Gold \$800 Yes \_\_\_ No \_\_\_

**Entry #2**

Painting Title \_\_\_\_\_

Image size **WITHOUT** mat or frame, (rounded up to next inch)  
Height \_\_\_\_\_ in. Width \_\_\_\_\_ in.

Final size **WITH** mat and frame, (Rounded off to highest inch)  
(40 inches maximum for any side)  
Height \_\_\_\_\_ in. Width \_\_\_\_\_ in.

Sales price \_\_\_\_\_ or Not For Sale value \_\_\_\_\_  
**(You must provide a sales price or NFS \$\$ value of the painting)**

Option: If offered, are you willing to accept a Silver Sponsor Purchase of \$600 and/or Gold Sponsor Purchase of \$800 in lieu of your sales price? **If so, and if your painting is selected for a Silver or Gold Purchase, you will not be required to pay any commission to the gallery or donation to IWS.**

**Please check Yes or No for each category:**

Silver \$600 Yes \_\_\_ No \_\_\_ Gold \$800 Yes \_\_\_ No \_\_\_

**Have you ever been juried into an IWS Annual Show before? Yes \_\_\_ No \_\_\_**

TO BE FILLED OUT AFTER JUROR SELECTION

Entry #1 Accepted \_\_\_ Denied \_\_\_

Entry #2 Accepted \_\_\_ Denied \_\_\_



Idaho Watercolor Society  
PO Box 9093  
Boise ID 84707-3093

«FNAME» «LNAME»  
«STREET»  
«CITY» «STATE» «ZIP»

**For those of you who haven't sent in your entry to the Rotunda Show, time is running out! Please send your form and fees ASAP. Thanks Zona**

#### **IWS BOARD OFFICERS AND CHAIRS**

**President** Dennis Hayzlett **Vice-President** Dave Dillon **Past President** Cherry Woodbury  
**Treasurer** Louann Krueger **Treasurer at Large** Vacant **Recording Secretary** Lauren Johnson  
**WFWS-2020 Project Managers** Anne Watson Sorensen/Pam Grant **WFWS Delegate/Alternate Delegate:**  
Dennis Hayzlett/Anne Watson Sorensen **Publicity Chair** Vacant  
**Corresponding Secty** Marj Reinecker **Phone Tree** Welles Seifert **Membership Chair** Sue Antonich  
**Newsletter Editor** Laurel Lake McGuire **Statewide email Chair** Renee Galligher **Southwest email Chair** Karyn deKramer **Website** Gail Greco **Librarian** Carol Elliott Smith **Historical Advisor** Dwight Williams **Graphic Designer** Lori Seale **Rotunda Exhibition** Zona O'Neal/Jan Hove **2019 Fall Show** Jean Ah Fong **2019 Summer Workshop** Joanne Duffin **2019 Annual Show** Carol Browning and Garianne Erwin **Traveling show Coord** Open  
**Sept Annual Meeting** Dennis Hayzlett **2019 Sept Workshop Chair** Open  
**SW Rep** Jean Ah Fong/Susan Kluksdal **E Rep** Linda Carlson **North Rep** Betty Benson **SC Rep** Connie Pepper  
**SE Reps** Neila Loeb